

Welcome to the Dermatology Innovation Forum app!

This guide will help you navigate the conference app, fill out your profile, and connect with other attendees.



The Accelevents app is available on both the App Store and Google Play. For the best experience, we recommend downloading the app on your mobile phone.



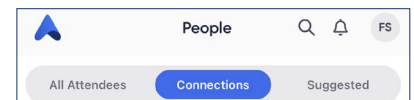
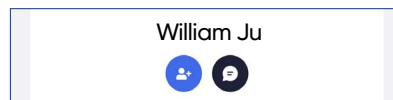
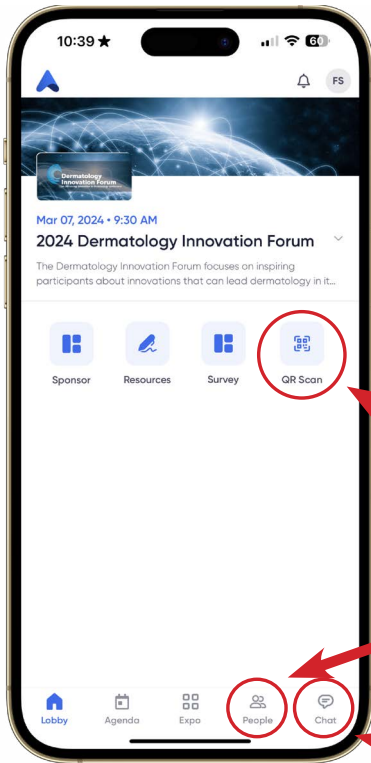
Sign in with the email address associated with your conference registration. You will be prompted to create a password.

Resources: View helpful materials, including this How-To Guide.

QR Scan: Scan an attendee's QR code on their name badge and add their contact information.

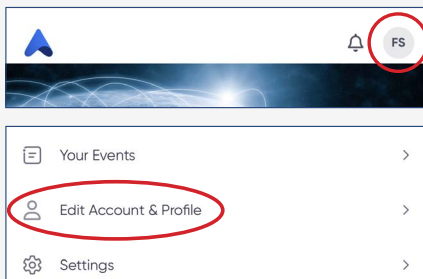
People: See who has logged into the app, connect, and/or send a chat. You can also see your connections and suggested contacts here.

Chat: Connect with and send chats to other attendees.

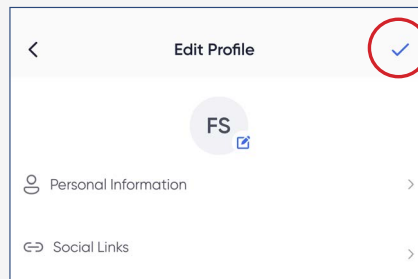


EDIT YOUR PROFILE

- 1 Click your initials or photo in the top right corner of the home screen, then click 'Edit Account & Profile,' then 'Edit Profile.'

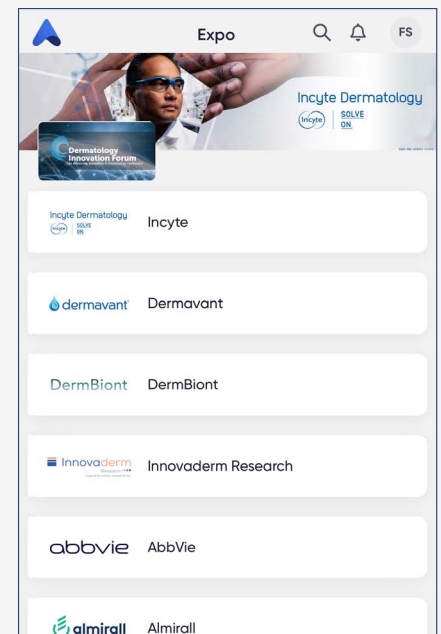


- 2 From here, update your personal information and add your social links (Facebook, Instagram, Twitter/X, and LinkedIn). Click the blue check mark to save changes.



VISIT SPONSORS

Visit our sponsor pages via the 'Expo' tab in the bottom nav bar. Click on each company name to view their materials and website.



NETWORKING AREAS

Network with sponsors and other attendees in the networking café, located in Grand Hall A (lobby level of the hotel). Please feel free to connect with people in person and use the room at your leisure.